

# DRI-DESIGN<sup>®</sup> METAL WALL PANELS

## Technical Data

### Embossed Stainless Steel



*Embossed stainless steel, dry joint, rainscreen, pressure equalized wall panel systems that are truly dry joint...without sealants or gaskets.*

SWIRNOW  
ARCHITECTURAL  
WALL SYSTEMS LLC


**Panel Depth:** 1 ¼"

**Panel Joints:** ½" nominal

**Material Type:** Rigidized and Rimex embossed stainless steel.

**Material Thickness:** Varies and is dependent on the panel size.

**Panel Corners:** Welded and non welded



**Weight:** Varies between 2½ and 3½ pounds per square foot.

**Finishes:** Various

**Best Size:** For lowest cost - 36" x 36"

**Packaging:** Polymask on all panels  
Boxes and/or crates

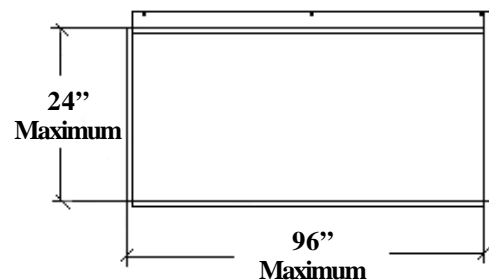
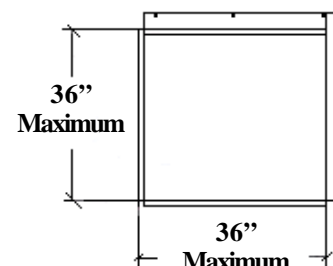
**Details:** Formed Flashing

**Corners:** Custom soldered  
Formed flashings

**Substrate Requirements:** A substrate is required  
5/8" plywood preferred  
A weather barrier is required

**Testing:** ASTM E 283 for Air - passed  
ASTM E 331 for Water - passed  
ASTM E 330 for Structural - 65 psf

#### Size Limitations:



**Main Office**  
2801 Sisson Street  
Baltimore, Maryland  
21211-2902  
Fax: 410.338.1124  
**800.338.8833**  
410.338.1122  
[www.swirnow.com](http://www.swirnow.com)

**This information is subject to change without notice.**

Swirnow Building Systems<sup>SM</sup> is a registered service mark of Swirnow Building Systems Management LLC used under license